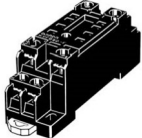
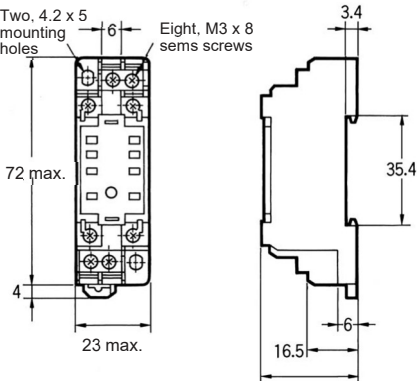
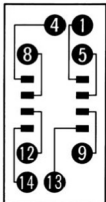
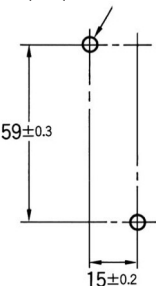

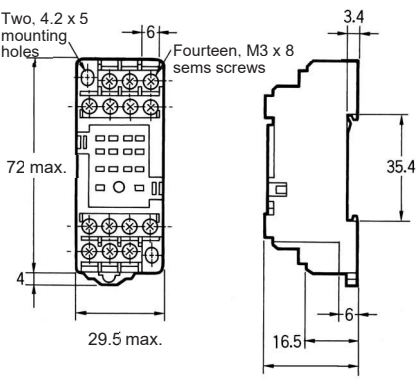
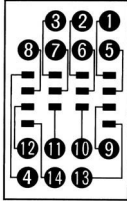
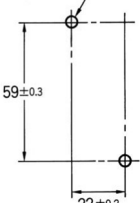
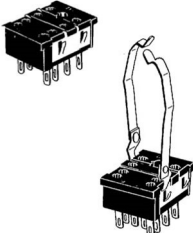
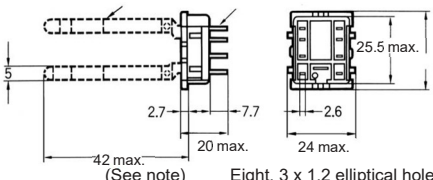

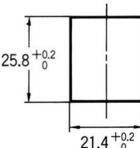
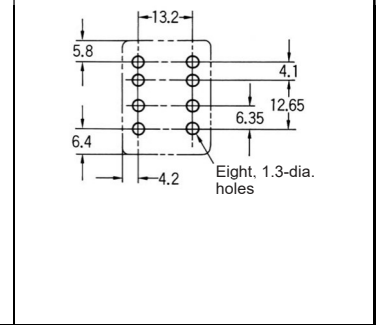
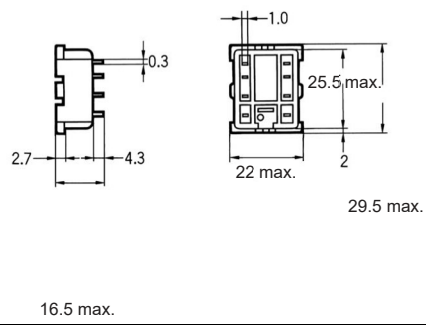


■ Dimensions

Unit: mm (inch)

Socket	Dimensions	Terminal arrangement/ internal connections (top view)	Mounting holes
PYF08A-E 			<p>Two, M3, M4, or 4.5-dia. holes</p>  <p>(TOP VIEW)</p> <p>Note: Track mounting is also possible.</p>
PYF14A-E 			<p>Two, M3, M4, or 4.5-dia. holes</p>  <p>(TOP VIEW)</p> <p>Note: Track mounting is also possible.</p>
 PY08/PY08-Y1	 <p>Note: The PY08-Y1 includes sections indicated by dotted lines.</p>		

PY08-02



General-purpose Relay